

PALISADE ABSOLUTE FUND



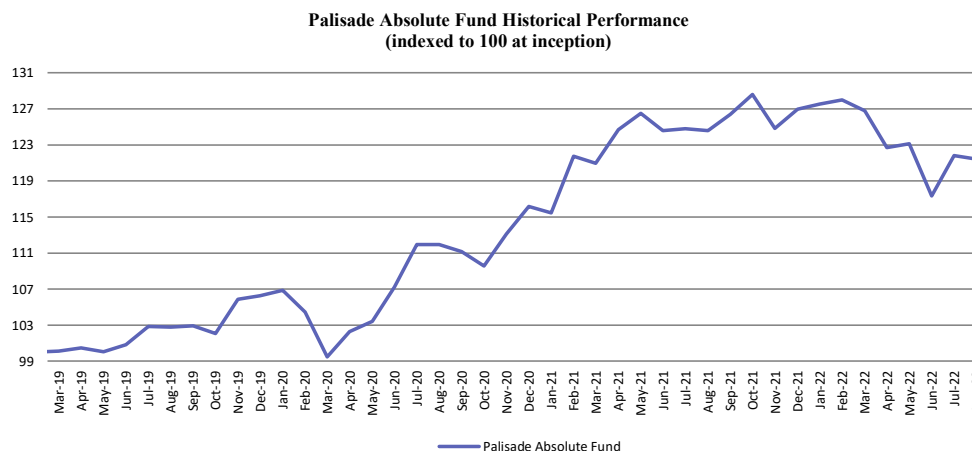
NAVPU (\$/unit) Lead Series	% Change (Monthly)	Year-to-Date Return	Year-over-Year Return	Since Inception (CAGR)	Gross Exposure*	Net Exposure*
\$10.5331	-0.4%	-5.0%	-2.6%	5.7%	95.8%	45.1%

Fund Description and Investment Objectives

The Palisade Absolute Fund ("Absolute Fund"), established in March 2019, was formed as an RRSP eligible mutual fund trust under the laws of the Province of Alberta. The Absolute Fund is an actively managed, open-end fund that consists of a combination of long and short positions that when combined, targets a quality return for unitholders with lower risk than and low correlation to, the broad market. The long and short positions are diversified across sectors and market caps, as well as geographically between Canada and the United States. The Absolute Fund may also hold arbitrage positions typically involving related entities, and may hold select options positions to hedge individual positions, sectors or the broad portfolio. It may also enter into select covered call transactions to enhance the returns and income of the Fund. **The Absolute Fund is intended for investors who: (1) are looking for long-term capital growth with multi-sector diversification; (2) are seeking the portfolio benefits of low volatility, capital preservation techniques and low correlation to the broad equity market; (3) are looking to invest for the medium to long-term; and (4) have a medium tolerance for risk.**

Fund Performance ** (footnotes contain important information and should be referenced)

	Absolute Fund	S&P/TSX^
1-month	-0.4%	-1.6%
3-month	-1.6%	-6.0%
6-month	-5.9%	-7.1%
YTD	-5.0%	-7.2%
1-Year	-2.6%	-3.4%
3-Year	5.7%	8.7%
5-Year	nm	8.1%
10-Year	nm	8.1%
Since Inception	5.7%	8.8%



Returns for periods longer than one year are annualized.

Monthly Fund Returns:

	Jan	Feb	Mar	Apr	May	Jun	Jul	Aug	Sep	Oct	Nov	Dec	YTD
2020	0.6%	-2.3%	-4.7%	2.8%	1.1%	3.6%	4.4%	0.0%	-0.7%	-1.5%	3.2%	2.7%	9.3%
2021	-0.6%	5.4%	-0.6%	3.1%	1.5%	-1.5%	0.2%	-0.2%	1.5%	1.7%	-2.9%	1.7%	9.3%
2022	0.4%	0.4%	-1.1%	-3.7%	0.4%	-5.4%	4.4%	-0.4%					-5.0%

* Gross exposure is total exposure, adding long positions to short positions. Net exposure is the net value of long positions less short positions.

** Unit values and percentage changes are quoted net of all fees and expenses and include changes in security values and distributions paid. Year-end 2021 net income distribution was \$1.3400 per unit (lead series only - distributions for other series varied based on subscription date). Income taxes would have reduced returns. An investment in the Absolute Fund is not guaranteed. Performance of the Absolute Fund will fluctuate and past performance may not be repeated. To establish relative performance yardsticks for the Absolute Fund, we provide comparative references to the S&P/TSX. The S&P/TSX data is provided for general reference purposes and should not be construed as directly comparable to the content of the Absolute Fund.

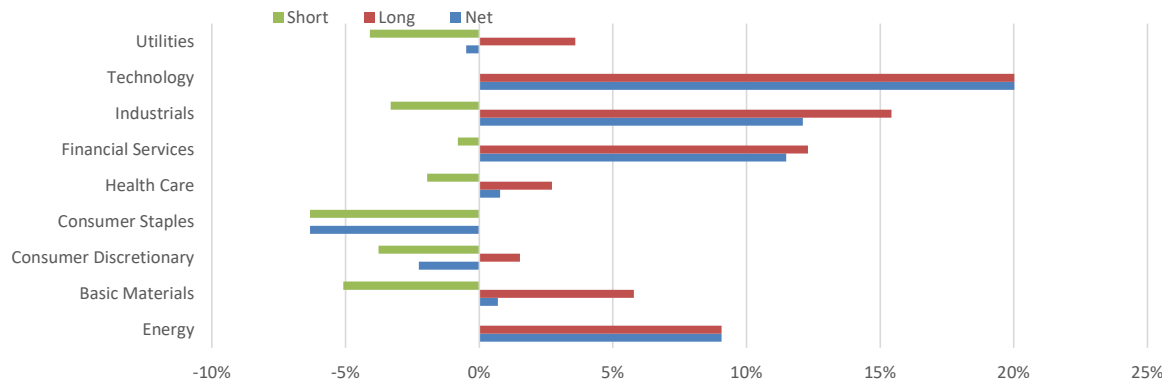
December 31, 2021 unit values are audited.

^ S&P/TSX Composite Total Return Index ("S&P/TSX") includes the reinvestment of dividends/distributions.

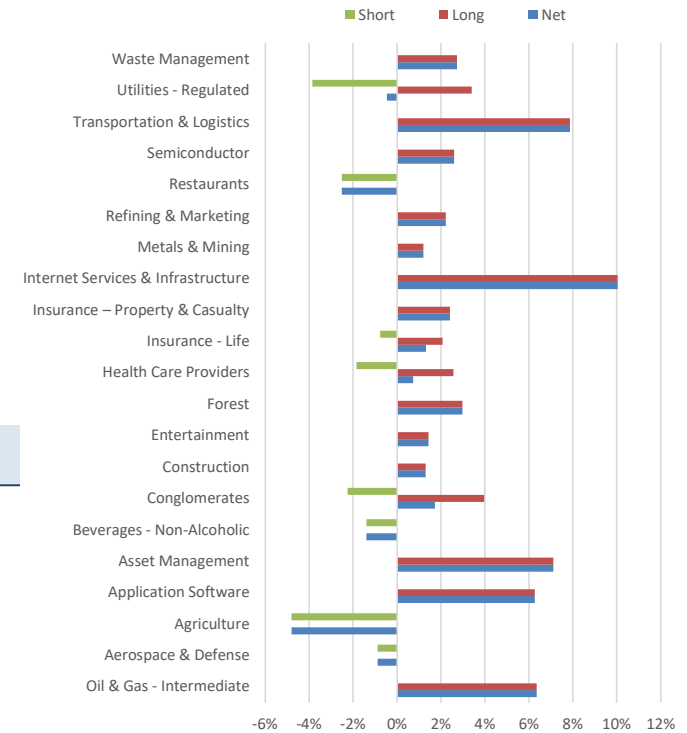
^^ Prior to inclusion of subscriptions and redemptions for the period. As a result, month-end Aggregate AUM is subject to change.

Asset Class	Diversified Absolute Return
Fund Structure	Mutual Fund Trust
RRSP/TFSA Eligible	Yes
Subscription and Redemption Periods	Monthly
Offering Document	Offering Memorandum
Initial Sales Fee/Redemption Fee	None
Management Fee	Series F: 1.00% Series A: 1.75%
Expenses	3rd-party only
Performance Fee	15.0% of gains above high water mark
High Water Mark	Yes
Minimum Initial Investment	\$50,000
Fundserv Code (Subscription)	Series F: PSD 302 Series A: PSD 300
Prime Broker	TD Securities Prime Brokerage
Administrator	SGGG Fund Services Inc.
Trustee	Alliance Trust Company
Auditor	Deloitte LLP
Legal	Norton Rose Fulbright Canada LLP
Inception Date	March 2019
Initial Unit Price	\$10.00
Cumulative Distributions (\$/Unit)	\$1.6084
Reporting	Semi-annual reporting, monthly updates
Management Owned (Incl. Advisory Board)	28%
Palisade Aggregate AUM ^^ (\$MM)	\$173.7

Sector Allocation**



Industry Classification**



Top 5 Long & Short Holdings

Company Name	Weight
Brookfield Business Partners LP	4.2%
Brookfield Infrastructure Partners L.P.	3.6%
TFI International Inc.	3.6%
Interfor Corp	3.1%
Brookfield Asset Management Inc.	3.0%
Top 5 Total Long Positions	17.5%
Ishares S&P/TSX Capped Consumer Staples Index ETF	-4.8%
Brookfield Infrastructure Corporation	-4.1%
CF Industries Holdings Inc	-2.7%
MTY Food Group Inc.	-2.7%
Brookfield Business Corporation	-2.4%
Top 5 Total Short Positions	-16.7%

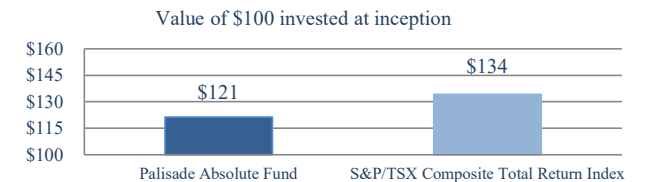
Contact Information

Investment Matters:

James Anderson	(403) 531-2677	james@palisade.ca
John McAleer	(403) 531-2678	john@palisade.ca
Dan Zhigatov	(403) 531-2674	dan@palisade.ca

Operations and Administration:

Denise MacINNES	(403) 531-2671	denise@palisade.ca
Marni Friesen	(403) 531-2673	marni@palisade.ca
Edna Barcelona	(403) 531-2675	edna@palisade.ca



Corporate Profile

Palisade Capital Management Ltd. is an independent Calgary, Alberta based investment management firm that was established in 1998. Palisade Capital manages investment funds and Wealth Management accounts focused exclusively on high net worth individuals, family trusts, foundations, corporations and family offices.

Corporate Information

Suite 600, 700 - 2nd Street S.W., Calgary, Alberta T2P 2W1
 Main: (403) 531-2679 Fax: (403) 508-4945
 Email: info@palisade.ca Website: www.palisade.ca

** Prior to inclusion of subscriptions and redemptions for the period. As a result, Sector Allocation and Industry Classification percentages are subject to change.

This presentation (the "Presentation") has been prepared by Palisade Capital Management Ltd. and contains information regarding the Palisade Absolute Fund, Palisade Vantage Fund and the Palisade Select Fund (and the predecessor, Palisade Capital Fund) (collectively the "Palisade Funds"). No part of such materials may be reproduced or provided to any third party, and the matters referred to in such materials must not be disclosed to third parties. The Presentation does not constitute an offer or recommendation to subscribe for or to purchase any security and neither the Presentation nor anything contained therein forms the basis of any contract or commitment. The Presentation does not take into account an investor's individual investment objectives, financial situation or particular needs. You are encouraged to consult your own professional advisors with respect to a proposed investment in the Palisade Funds. This Presentation may include certain statements, opinions, estimates, projections and forward looking statements including those with respect to the energy industry generally and the investment objectives and expected future performance of the Palisade Funds. They involve certain risks and uncertainties that can cause the Palisade Funds' actual results to differ materially from those in the forward looking statements. Any forward looking statements should not be relied on as an indication of future value or for any other purpose. No representation or warranty, express or implied, is made as to the fairness, accuracy, completeness or correctness of information contained herein, including the accuracy, likelihood of achievement or reasonableness of any forecasts, returns or statements in relation to future matters contained in the Presentation. Past performance is no guarantee of future results. The Presentation is not intended to be a complete statement or summary of the business or securities referred to in the material. To the maximum extent permitted by law, neither Palisade Capital Management Ltd., nor any of its respective directors, officers, employees, advisory board members or professional advisers, or any other person, accepts any liability, including, without limitation, any liability arising from fault or negligence, for any loss arising from the use of the Presentation or its contents or otherwise arising in connection with it.